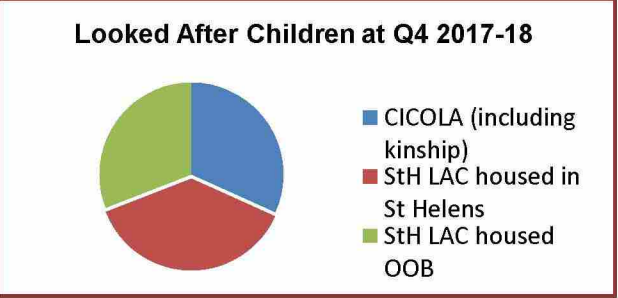
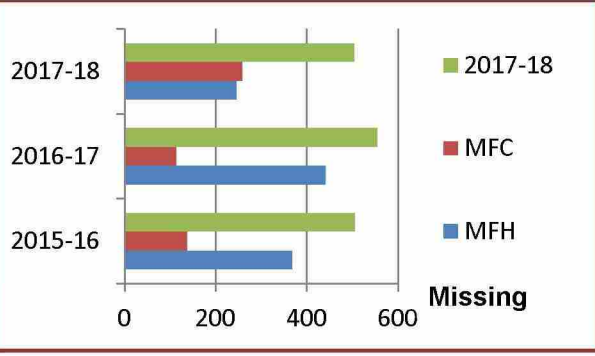
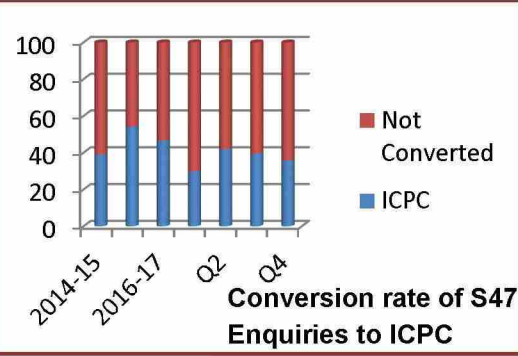
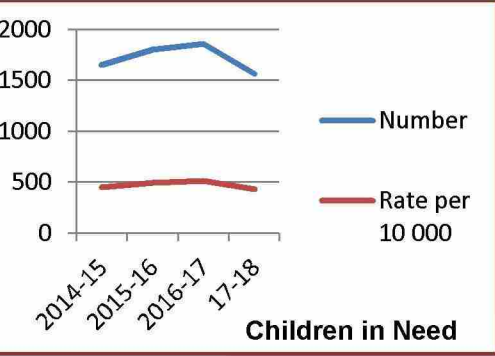
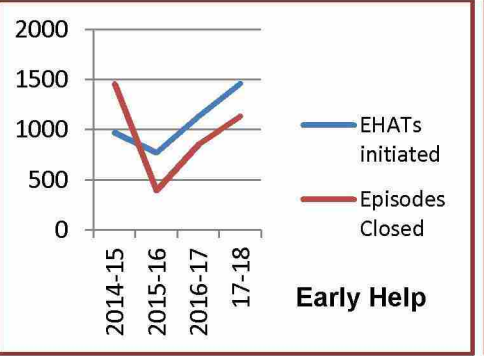
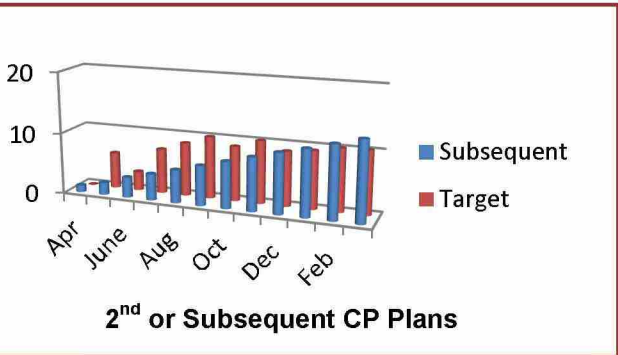
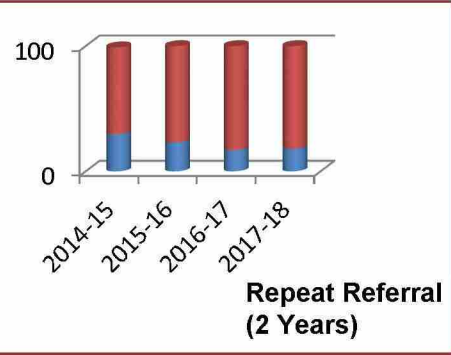
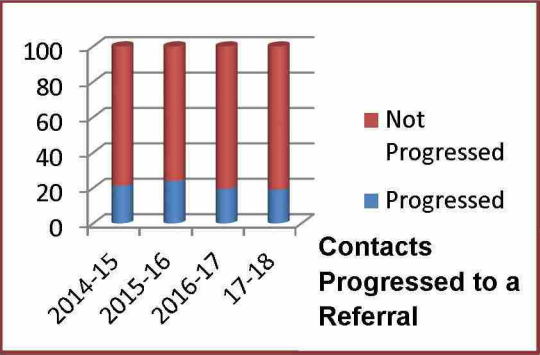
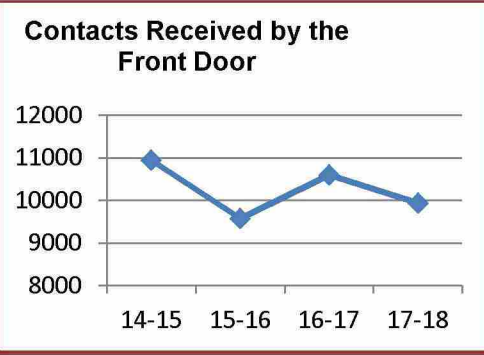


St Helens LSCB Performance Dashboard Q4 2017/18



Child Exploitation:

Month	CE Referrals	Progressed to CE2
Jan	20	24*
Feb	18	10
Mar	10	6

96 children are currently open to MACE. 55 (56%) reside in St Helens town centre. 41% of all children/young people open to MACE have had a missing episode. 35% had 1 missing episode, 23% had between 2-5 missing episodes, 13% had 5-10 missing episodes and 29% had 10 or more missing episodes. 65% were open to People's Services at the time of the referral. 45% are CICOLA.

**this figure includes meetings relating to referrals received over the holiday period.*

LADO:

14 of the 53 referrals received in Q4 went to a strategy meeting.

Timeframe	Total
Q1	47
Q2	31
Q3	69
Q4	53

LADO information will be collated on ICS going forward to improve oversight.

Notes:

Assurance

Indicator		Rationale
Number of contacts received by the Front Door	Baseline	
Percentage of contacts progressed to referral		-7.8%
Percentage of referrals where a previous referral has been made within the last two years	Quartile B	+1.5%
Number of referrals to Early Help	*	+28.7%
Percentage of Early Help contacts closed	*	+30.3%
Number and Rate per 10,000 of Children in Need		-16%
Percentage of cases where a Section 47 enquiry has been converted to an ICPC	*	-12%
Percentage of children becoming the subject of a Child Protection Plan for a second or subsequent time within two years of the end of the previous plan		-13.2%
Percentage of Missing Episodes where the child missing is Missing from Care/ Percentage of these episodes which are repeat episodes	*	
Number of CLA from outside the Local Authority housed in St Helens	*	+19
Rate of LADO referrals <i>Collated as Number rather than Rate</i>	*	
Number of CE/CSE referrals	*	-8

Assurance is defined based on the LAIT tool's quartile system for those indicators which have a national referent:

Quartile A
Quartile B
Quartile C
Quartile D

Indicators with no national referent on the LAIT tool are marked with an asterisk. The provisional criterion for RAG rating is a significant change; significance will be defined for each indicator individually.